

# Gr. 1 U4 What Would You Rather Be? Post Test

Name: \_\_\_\_\_

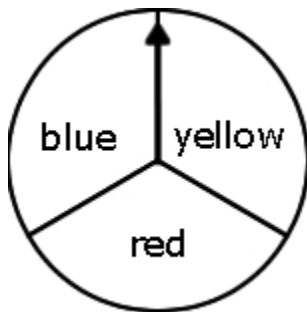
Date: \_\_\_\_\_

Class: \_\_\_\_\_

**Directions:** Read each question carefully. Circle the letter to the BEST answer.

- 1) Josh spun 10 blues, 17 yellows, and 20 reds using the spinner below.

Which set of tally marks goes in the box for yellow?




blue	/    /
yellow	
red	/    /    /    /

- A) |||/ |||/ |||
- B) |||/ |||/ |||/
- C) |||/ |||/ |||/ |
- D) |||/ |||/ |||/ ||

**Gr. 1 U4 What Would You Rather Be? Post Test**

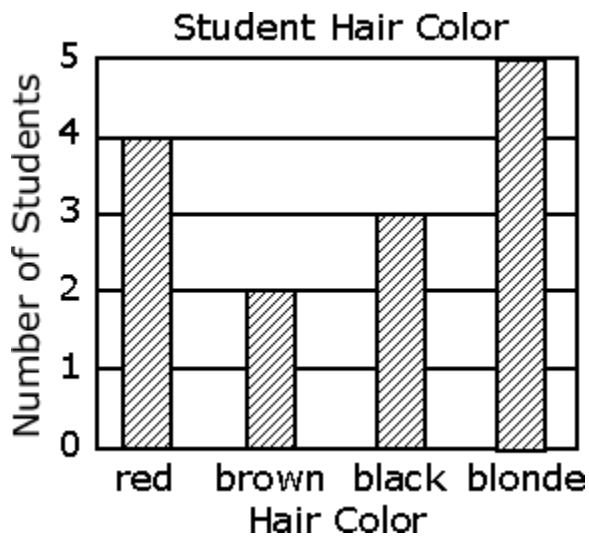
- 2) Which question can be answered by using the graph?



- A) Which fruit is best for you?
  - B) Which fruit is on sale?
  - C) Which fruit do most students like best?
  - D) Which fruit is the easiest to eat?
-

**Gr. 1 U4 What Would You Rather Be? Post Test**

3) Which is right?



- A) The most students have red hair.
  - B) The most students have brown hair.
  - C) The most students have black hair.
  - D) The most students have blonde hair.
-


**Gr. 1 U4 What Would You Rather Be? Post Test**

- 4) There are 19 girls and 24 boys in 1st grade. Which tally chart shows this?



**Gr. 1 U4 What Would You Rather Be? Post Test**

- 5) What type of dinosaur is the fewest number of student's favorite?




- A) stegosaurus
  - B) triceratops
  - C) tyrannosaurus
  - D) brontosaurus
- 

- 6) Sam wants to know how many children have been on a boat.  
What should he ask?

- A) Do you like boats?
  - B) Do you have a boat?
  - C) Would you like to go on a boat?
  - D) Have you ever been on a boat?
-

**Gr. 1 U4 What Would You Rather Be? Post Test**

7) Which is right?




















- A) The children liked grapes the most.
  - B) The children liked grapes the least.
  - C) The children liked grapes less than oranges.
  - D) The children liked grapes less than bananas.
-

**Gr. 1 U4 What Would You Rather Be? Post Test**

- 8) How many more students picked apples than oranges as their favorite fruit?

Students' Favorite Fruit

apples 	       
oranges 	     

 = 1 student

- A) 1
  - B) 2
  - C) 3
  - D) 4
-

**Gr. 1 U4 What Would You Rather Be? Post Test**

- 9) Which letter was picked the greatest number of times?

Letter Game

A	<input type="checkbox"/>	<input type="checkbox"/>	<input type="checkbox"/>	<input type="checkbox"/>	<input type="checkbox"/>
B	<input type="checkbox"/>	<input type="checkbox"/>	<input type="checkbox"/>	<input type="checkbox"/>	<input type="checkbox"/>
C	<input type="checkbox"/>	<input type="checkbox"/>	<input type="checkbox"/>	<input type="checkbox"/>	<input type="checkbox"/>

☐ = 1 pick




- A) A
  - B) B
  - C) C
  - D) A and B
-



**Gr. 1 U4 What Would You Rather Be? Post Test**

- 10) Looking at the graph, how many days were sunny?

Weather Chart

 snowy	X	X	X	X	X
 sunny	X	X	X	X	
 rain	X	X			

















X = 1 day

- A) 5
  - B) 4
  - C) 9
  - D) 2
- 

- 11) **Look at the graph below.**  
Which shape is the least favorite?

**Circle the answer:** Square    Triangle    Circle

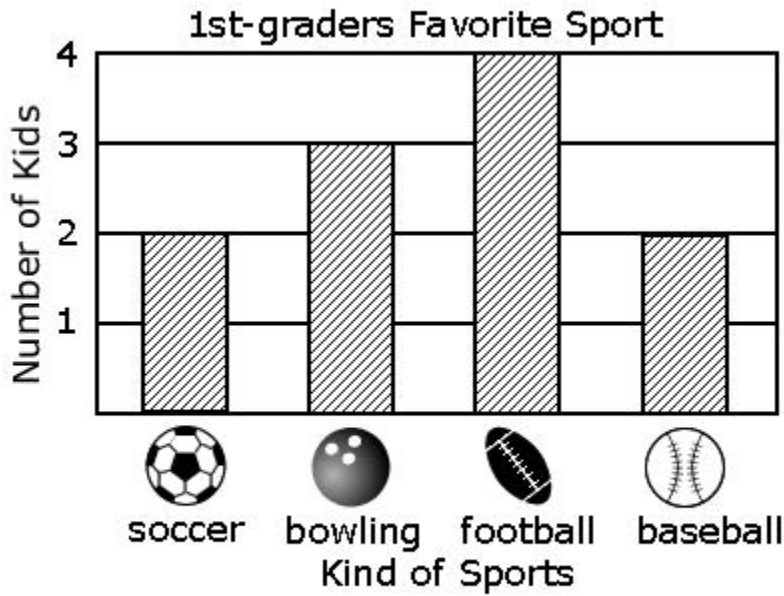
Favorite Shapes

triangle						
circle						
square						

---

- 12) **Look at the graph below.**  
Which two sports have equal data?

\_\_\_\_\_ and \_\_\_\_\_



- 13) **Students in another Grade 1 class answered this survey question:**

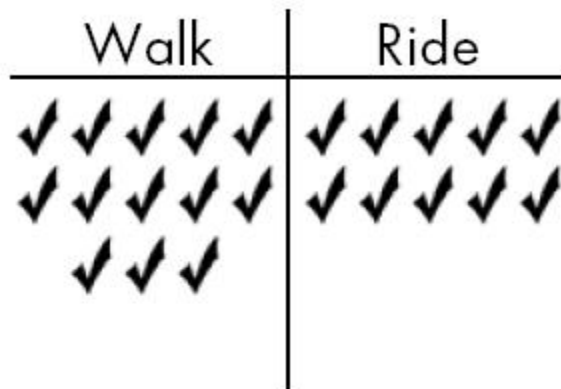
Did you walk or ride to school today?

Rosa and Sam made the representation of the data below.

Use the representation to answer the following questions.

**Gr. 1 U4 What Would You Rather Be? Post Test**

Did you walk or ride to school today?



How many people answered this survey? \_\_\_\_\_

How do you know? \_\_\_\_\_

\_\_\_\_\_

\_\_\_\_\_

How many people walked to school? \_\_\_\_\_


How many people rode to school? \_\_\_\_\_

\_\_\_\_\_

14) **Play Guess My Rule with buttons.**

Choose a rule that fits some of the buttons.

Draw a square around the buttons that fit your rule.



What is your rule?

---

---

---